



GUIDED BOTSWANA SAFARI

Botswana - Iconic Safari Destination



**ROUTE: CHOBE/KASANE – BARANGWE PAN –
SAVUTI – KHWAI – OKAVANGO DELTA &
MOREMI – MAUN – NXAI PANS –
MAKGADIKGADI PAN – KHAMA RHINO RESERVE**

CHOBE / KASANE

START THE SAFARI BY FLYING IN TO KASANE, VICTORIA FALLS OR LIVINGSTONE OR SELF-DRIVE FROM SOUTH AFRICA

ACCOMMODATION:

ENJOY A TWO-OR THREE-NIGHT STAY AT THE 4-STAR CHOBE SAFARI LODGE, IDEALLY LOCATED ON THE BANKS OF THE CHOBE RIVER. STYLISH SAFARI AND RIVER ROOMS FEATURE PRIVATE PATIOS WITH RIVER VIEWS, WHILE GAME DRIVES AND BOAT CRUISES ARE INCLUDED IN YOUR STAY.

ACTIVITIES:

** GUIDED BOAT CRUISE ON THE CHOBE RIVER*

ENJOY ONE OF AFRICA'S FINEST WILDLIFE VIEWING EXPERIENCES AS YOU CRUISE THE CHOBE RIVER, OFFERING EXCEPTIONAL SIGHTINGS OF ELEPHANTS, HIPPOS, CROCODILES AND ABUNDANT BIRDLIFE FROM THE WATER.

** GUIDED DAY TRIP TO VICTORIA FALLS (ZIMBABWE)*

KNOWN LOCALLY AS MOSI-OA-TUNYA – "THE SMOKE THAT THUNDERS" – VICTORIA FALLS IS THE WORLD'S LARGEST CURTAIN OF FALLING WATER. DURING THE RAINY SEASON, IMMENSE VOLUMES OF THE ZAMBEZI RIVER PLUNGE NEARLY TWO KILOMETRES WIDE INTO A DRAMATIC GORGE OVER 100 METRES BELOW, CREATING TOWERING SPRAY VISIBLE FROM MILES AWAY AND A TRULY AWE-INSPIRING NATURAL SPECTACLE.

** GUIDED 3-HOUR GAME DRIVE IN CHOBE NATIONAL PARK*

CHOBE NATIONAL PARK, OFTEN CALLED THE LAND OF THE GIANTS, IS HOME TO SOME OF AFRICA'S LARGEST ELEPHANT HERDS. THIS GUIDED 3-HOUR GAME DRIVE TAKES YOU THROUGH PRIME WILDLIFE AREAS WHERE ELEPHANTS, BUFFALO AND A WIDE RANGE OF OTHER ANIMALS ARE FREQUENTLY SEEN.



CHOBE REGION

THE CHOBE REGION IS A RENOWNED SAFARI DESTINATION, FAMOUS FOR ITS HIGH WILDLIFE CONCENTRATIONS AND VAST ELEPHANT HERDS. CHOBE NATIONAL PARK IS HOME TO OVER 75 MAMMAL SPECIES, WITH REGULAR SIGHTINGS OF ELEPHANT, BUFFALO, LION, LEOPARD, CHEETAH AND GIRAFFE. GUIDED GAME DRIVES IN OPEN SAFARI VEHICLES AND RIVER CRUISES OFFER EXCELLENT WILDLIFE ENCOUNTERS AND OUTSTANDING PHOTOGRAPHIC OPPORTUNITIES. THE CHOBE RIVER IS THE AREA'S HIGHLIGHT, ESPECIALLY IN THE LATE AFTERNOON WHEN LARGE HERDS OF ELEPHANTS AND BUFFALO GATHER AT THE WATER'S EDGE. CLOSE-UP SIGHTINGS OF HIPPOS, CROCODILES AND A VARIETY OF PLAINS GAME ARE COMMON.

BARANGWE PAN – THOBOLOS

THOBOLO'S BUSH LODGE IS AN ECO-FRIENDLY RETREAT SET IN THE BOTSWANA BUSH 108 KM FROM KASANE, ON THE ROUTE TO SAVUTI, LINYANTI AND MAUN. ACCESSED VIA A GOOD TAR ROAD, FOLLOWED BY A SHORT GRAVEL AND SAND-TRACK DRIVE INTO THE WILDERNESS. A STRIKING BAOBAB, AFFECTIONATELY KNOWN AS THE "ATTITUDE TREE," MARKS THE LODGE ENTRANCE. OVERLOOKING THE EXPANSIVE BARANGWE PAN, THE LODGE ENJOYS EXCEPTIONAL YEAR-ROUND WILDLIFE VIEWING. THE REVIVED PAN ATTRACTS ELEPHANT, BUFFALO, ELAND, KUDU, SABLE, ROAN, IMPALA AND WARTHOG, WITH SEASONAL ZEBRA AND ELAND MIGRATIONS IN JANUARY AND FEBRUARY. PREDATOR SIGHTINGS INCLUDE LION, LEOPARD AND WILD DOG, WHILE EVENINGS ARE FILLED WITH THE CALLS OF HYENA. THE PERMANENT WATER SOURCE ALSO DRAWS A RICH VARIETY OF BIRDLIFE.

ACCOMMODATION:

THOBOLO'S BUSH LODGE & FLEET FOOT TENTED CAMPS OR EN-SUITE LODGING

THE LODGE OFFERS 12 CHALETS AND A CAMPSITE WITH EXCELLENT GAME VIEWING FROM THE LODGE ITSELF.

FLEET FOOT'S UNFENCED TENTED CAMPS DELIVER AN AUTHENTIC BUSH EXPERIENCE, WITH COMFORTABLE DOME TENTS, CAMPFIRE-PREPARED MEALS AND SHARED ABLUTION FACILITIES. WILDLIFE ROAMS FREELY, ENSURING A TRUE IMMERSION IN NATURE.

ACTIVITY:

* *GAME DRIVE TO LINYANTI SWAMPS*

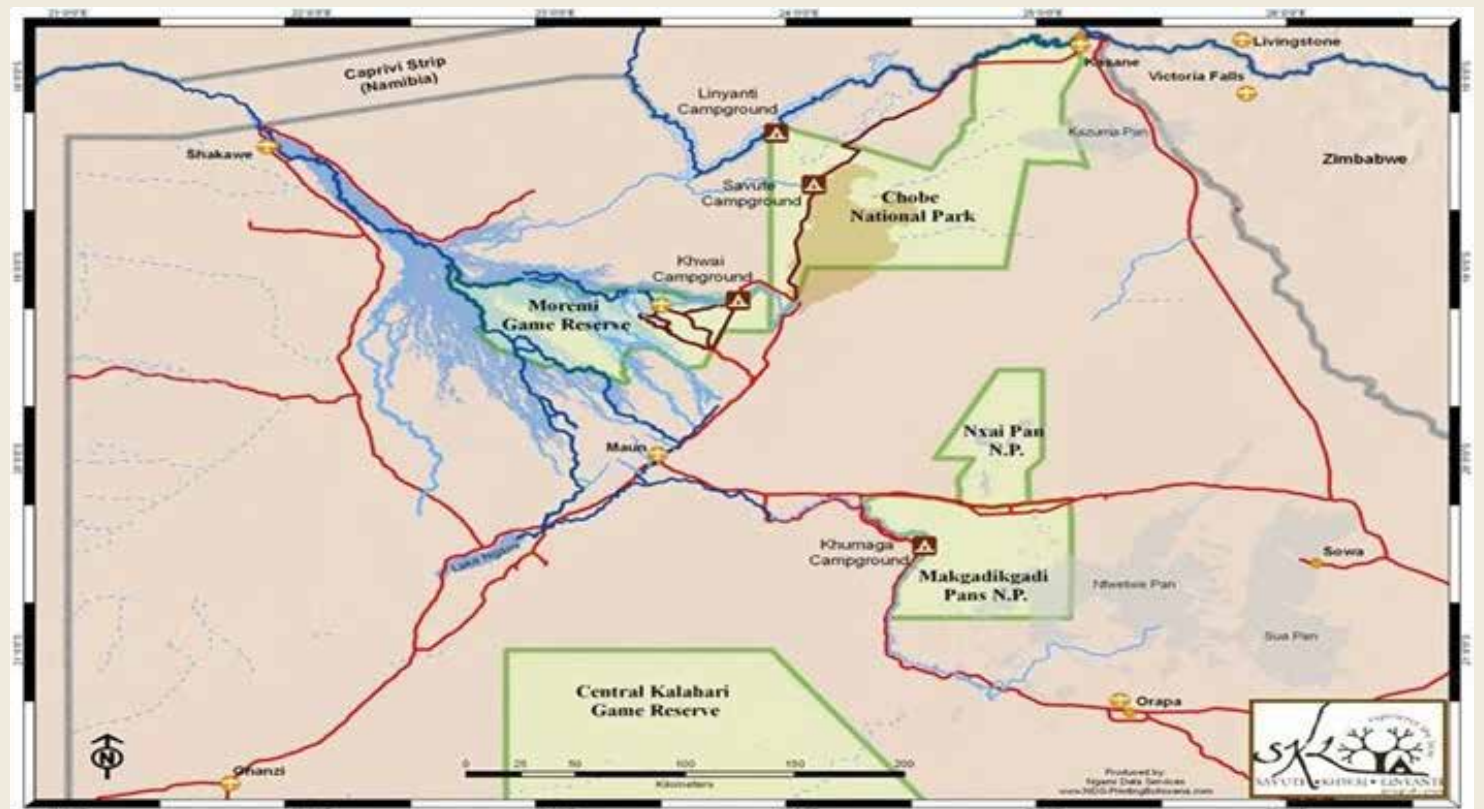
DEPART THE LODGE AND DRIVE THROUGH NORTHERN BOTSWANA'S PRISTINE BUSH TO THE LINYANTI RIVER FOR A GAME DRIVE ALONG THE SWAMP FRONT. ENJOY EXCEPTIONAL GAME VIEWING ALONG THE SCENIC LINYANTI SWAMP FRONT - ONE OF BOTSWANA'S MOST WILDLIFE-RICH AND LEAST-VISITED AREAS.



SAVUTI

SAVUTI FORMS PART OF THE GREATER CHOBE ECOSYSTEM AND IS ONE OF BOTSWANA'S MOST FAMOUS WILDLIFE REGIONS. THE SAVUTI CHANNEL STRETCHES FOR ABOUT 100 KM AND IS KNOWN FOR ITS UNPREDICTABLE FLOW, HAVING SWITCHED ON AND OFF OVER THE PAST CENTURY. IT IS CURRENTLY DRY, AND WHEN IT WILL FLOW AGAIN REMAINS UNKNOWN.

BORDERING THE OKAVANGO DELTA TO THE WEST AND CHOBE NATIONAL PARK TO THE EAST, SAVUTI IS RENOWNED FOR ITS STRONG PREDATOR POPULATIONS AND DRAMATIC WILDLIFE SIGHTINGS. IT'S A STRIKING, ATMOSPHERIC LANDSCAPE WITH SOME OF THE HIGHEST CONCENTRATIONS OF GAME IN SOUTHERN AFRICA.



ACCOMMODATION:

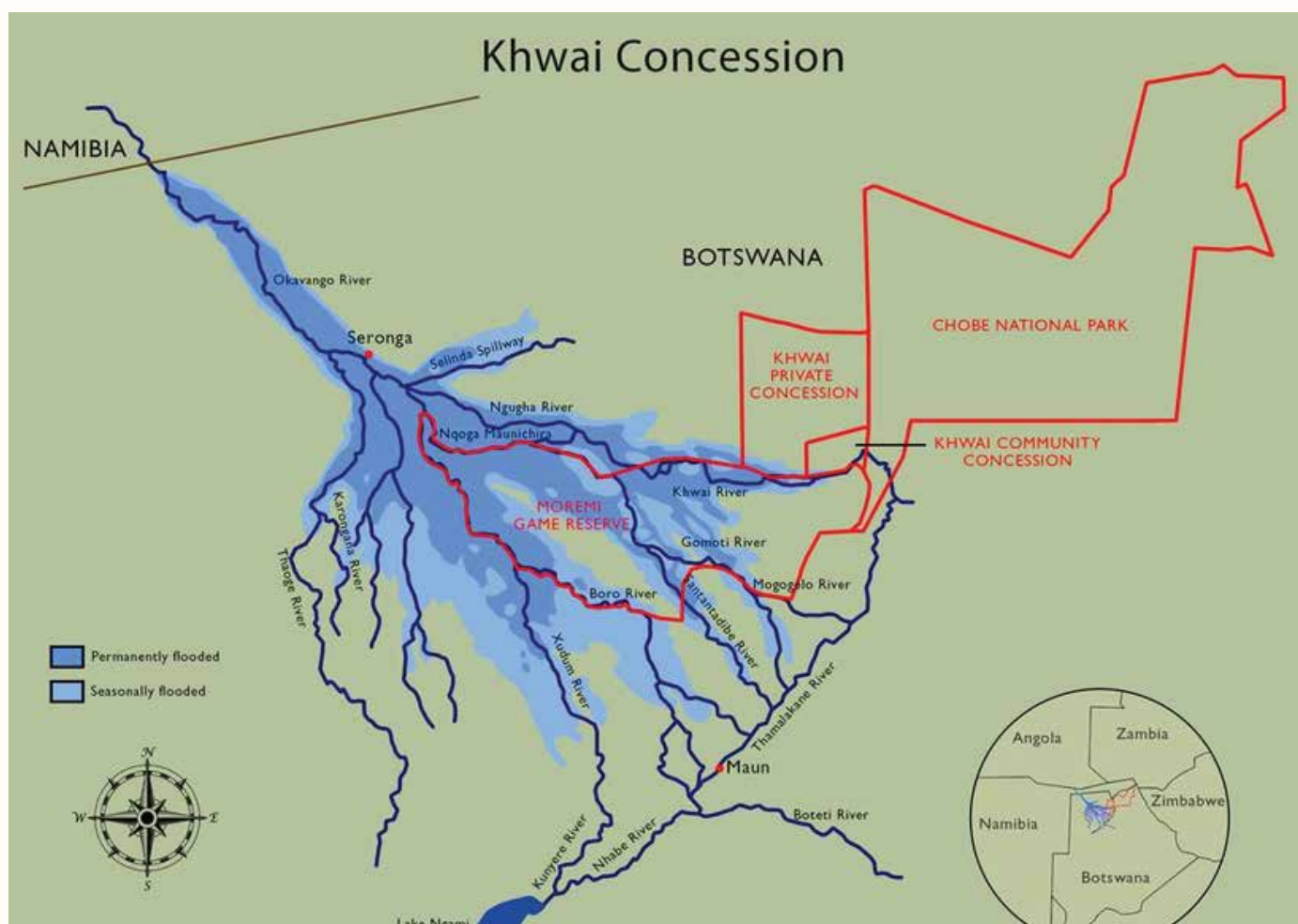
FLEET FOOT SAFARIS TENTED CAMP

FLEET FOOT'S TENTED CAMPS ARE UNIQUE, AUTHENTIC CAMPS WHICH AIM TO INTRODUCE THE CLIENT TO THE TRADITIONAL WAY OF CAMPING IN TENTS, WHILE ALL MEALS ARE FRESHLY COOKED AROUND THE CAMPFIRE. IN GENERAL, BOTSWANA CAMPS ARE SET UP IN THE WILD AND UNFENCED WITH GAME ROAMING FREELY. THE DOME TENTS ARE 3MX3M EACH WITH TWO STRETCHER BEDS (COT BEDS) WITH MATTRESSES AND ALL BEDLINEN. EN-SUITE LARGER TENTS ARE ALSO AVAILABLE ON REQUEST.

GUESTS WILL MAKE USE OF THE CAMPS ABLUTION FACILITIES.



KHWAI CONCESSION



THE KHWAI CONCESSION SPANS 1,800 KM² (180,000 HECTARES) IN THE NORTH-EASTERN OKAVANGO, BORDERING THE MOREMI GAME RESERVE. ESTABLISHED BY THE LOCAL KHWAI VILLAGERS AND MANAGED BY THE KHWAI DEVELOPMENT TRUST, THE AREA HAS TRANSITIONED FROM A HUNTING CONCESSION TO A THRIVING CONSERVATION ZONE. THE LOCAL COMMUNITY ACTIVELY CONSERVES THE ENVIRONMENT, MANAGES WILDLIFE AND RUNS ECO-TOURISM INITIATIVES. FLOWING THROUGH THE CONCESSION, THE KHWAI RIVER PROVIDES A VITAL WATER SOURCE FOR MIGRATING WILDLIFE, ENSURING HIGH CONCENTRATIONS OF GAME ALONG ITS BANKS.

ACCOMMODATION:

HIPPO POOLS CAMP AND LODGE

THE LODGE SITS UNDER LARGE TREES BESIDE A TRIBUTARY OF THE KHWAI RIVER, OFFERING AN AUTHENTIC NATURE EXPERIENCE WITH ANIMALS ROAMING FREELY. CAMPSITES FEATURE SHARED ABLUTIONS WITH HOT SHOWERS AND FLUSH TOILETS, WHILE EN-SUITE ROOMS ARE AVAILABLE FOR THOSE SEEKING MORE COMFORT.

FLEET FOOT'S TENTED CAMPS ARE DESIGNED TO IMMERSE GUESTS IN TRADITIONAL TENTED CAMPING. ALL MEALS ARE FRESHLY PREPARED AROUND THE CAMPFIRE, AND THE UNFENCED CAMPS ALLOW WILDLIFE TO ROAM FREELY, OFFERING A GENUINE AFRICAN WILDERNESS EXPERIENCE.

ACTIVITIES:

* *GAME DRIVES & BUSH WALKS*

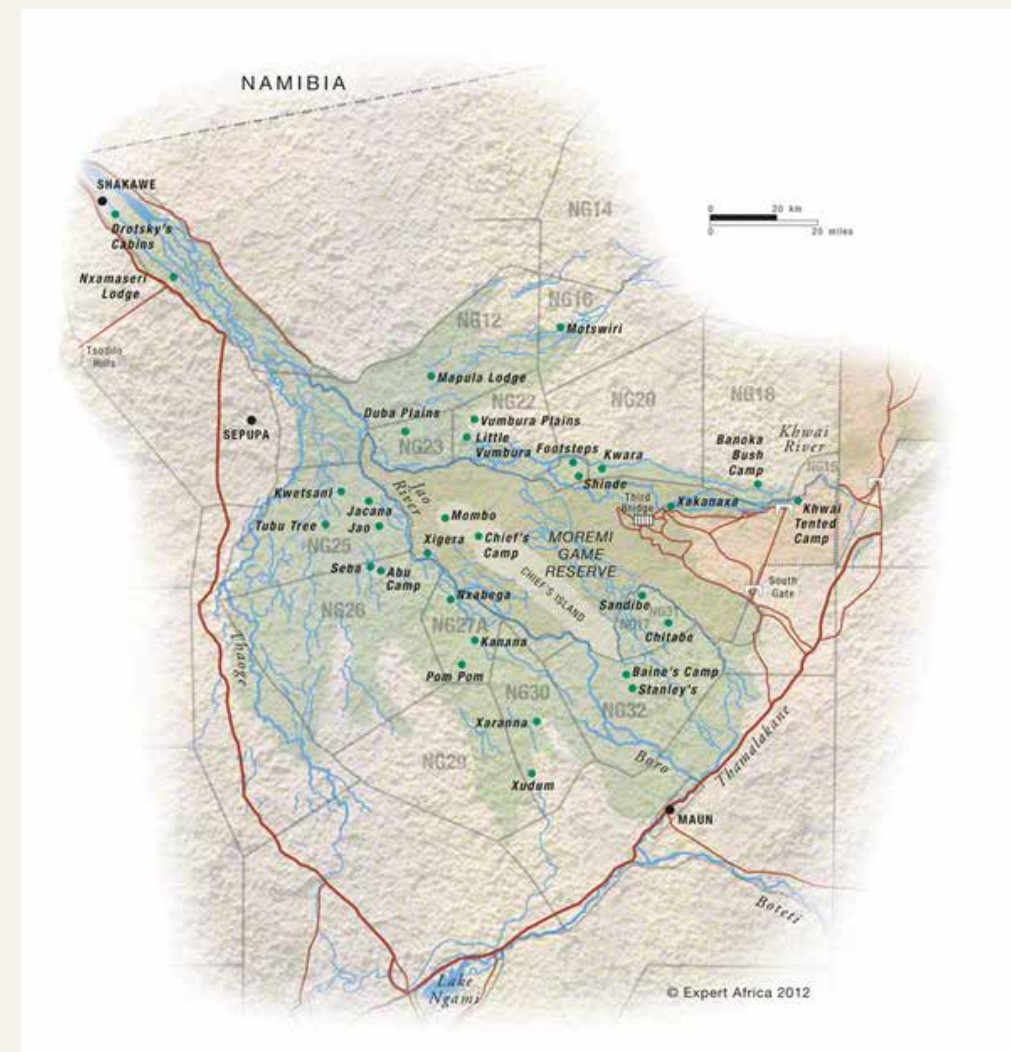
DAILY DRIVES AND WALKING ALONG THE RIVERBED ALLOW YOU TO SPOT A VARIETY OF WILDLIFE.

A TYPICAL DAY: START EARLY MORNING WITH COFFEE, FOLLOWED BY A MORNING GAME DRIVE. RETURN FOR A BUSH-COOKED BRUNCH, RELAX DURING THE DAY, THEN ENJOY TEA OR A SOFT DRINK BEFORE A LATE-AFTERNOON GAME DRIVE. END THE DAY WITH DINNER BY THE OPEN FIRE AND A COLD DRINK OR BEER AS THE SUN SETS OVER THE AFRICAN BUSH.



OKAVANGO DELTA AND MOREMI GAME RESERVE

THE OKAVANGO DELTA AND MOREMI GAME RESERVE, LOCATED IN NORTH-WESTERN BOTSWANA, FORM ONE OF AFRICA'S PREMIER, UNESCO-LISTED WILDERNESS AREAS, FEATURING A UNIQUE COMBINATION OF PERMANENT SWAMPS, SEASONAL FLOODPLAINS, AND DRY WOODLANDS. MOREMI COVERS THE CENTRAL AND EASTERN REGIONS OF THE DELTA, OFFERING PREMIER LAND-BASED GAME VIEWING (INCLUDING THE BIG FIVE) AND WATER-BASED, TRADITIONAL MOKORO (CANOE) SAFARIS.




ACCOMMODATION:

THIRD BRIDGE CAMP

THIRD BRIDGE CAMP LIES ON THE WESTERN SIDE OF MOREMI GAME RESERVE ALONG AN OFFSHOOT OF THE MOANACHIRA RIVER. ACCESSIBLE VIA 58 KM OF SCENIC ROUTES FROM THE NORTH-WEST OR A 60 KM DRIVE THROUGH MOPANE FORESTS FROM THE SOUTHERN GATE. THE AREA IS KNOWN FOR ITS RICH WILDLIFE, PARTICULARLY DURING THE DRY SEASON. THIRD BRIDGE OFFERS AN UNSPOILED WILDERNESS EXPERIENCE UNLIKE MOST SOUTHERN AFRICAN CAMPING DESTINATIONS.

CHOOSE BETWEEN TRADITIONAL CAMPING OR EN-SUITE TENTED ROOMS. FLEET FOOT'S TENTED CAMPS OFFER AN AUTHENTIC BUSH EXPERIENCE, WITH ALL MEALS PREPARED FRESH AROUND THE CAMPFIRE. EN-SUITE TENTS PROVIDE ADDITIONAL COMFORT WHILE MAINTAINING A CLOSE CONNECTION TO THE WILDERNESS. ALL CAMPS ARE UNFENCED, ALLOWING ANIMALS TO ROAM FREELY.




ACTIVITIES:

* *DAILY GAME DRIVES*

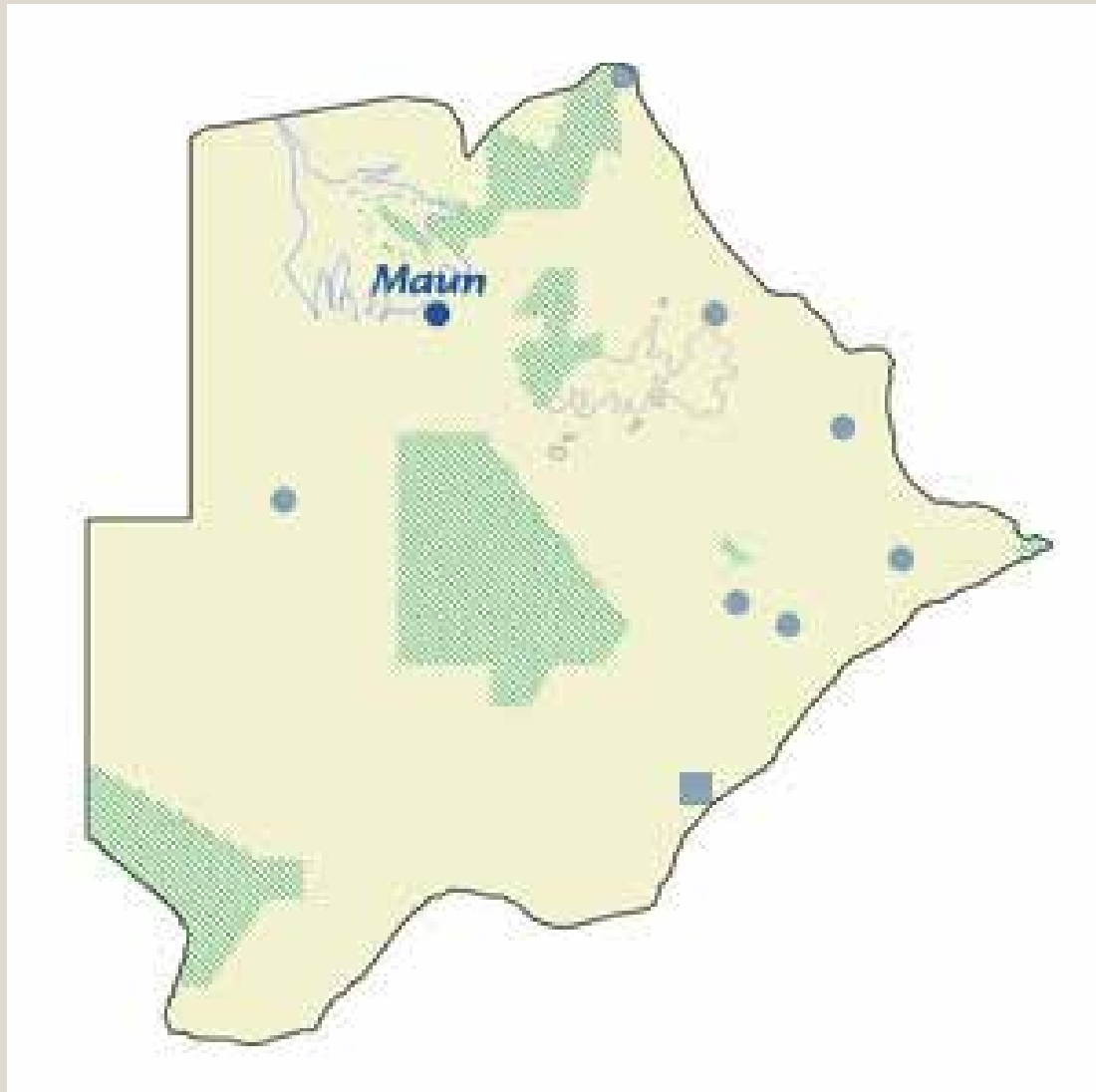
EARLY MORNING AND LATE AFTERNOON GAME DRIVES PROVIDE OPPORTUNITIES TO SEE LIONS, LEOPARDS, RHINOS, HIPPOS, GIRAFFES, BUFFALO AND MORE. MOREMI IS REGARDED AS BOTSWANA'S PREDATOR CAPITAL AND THE ONLY AREA WHERE MOSTLY FOUR OF THE BIG FIVE CAN BE SPOTTED.

* *DELTA BOAT CRUISE & MOKORO TRIPS*

EXPLORE THE OKAVANGO DELTA ON A 5-HOUR GUIDED BOAT CRUISE THROUGH PAPYRUS CHANNELS AND SMALL ISLANDS OR ENJOY QUIET MOKORO RIDES (TRADITIONAL DUGOUT CANOES) ALONG STILL WATERS, GUIDED BY KNOWLEDGEABLE POLERS WHO SHARE INSIGHTS INTO THE DELTA'S ECOSYSTEM.



MAUN



THE TOWN OF MAUN IS THE THIRD LARGEST IN BOTSWANA AND THE GATEWAY TO THE OKAVANGO DELTA. IT IS AN ECLECTIC MIX OF MODERN BUILDINGS AND NATIVE HUTS, WITH SHOPPING MALLS, BANKS, RESTAURANTS, AND A FEW HOTELS AND BARS. VISITORS FROM ALL OVER THE WORLD ARRIVE IN THIS SMALL TOWN TO TAKE PART IN SAFARIS AND SOME OF THE MOST INCREDIBLE GAME RESERVES, SCENIC FLIGHTS OVER THE DELTA, 4X4 TRAILS AND MORE. THE TOWN HAS A LIVELY ADVENTURE VIBE TO IT AND EVEN THOUGH IT HAS ALL THE NECESSARY MODERN FACILITIES, THE ATMOSPHERE REMAINS RURAL BECAUSE OF THE DONKEYS, CATTLE AND GOATS THAT CAN BE SEEN GRAZING AROUND TOWN.

ACCOMMODATION:

CRESTA MAUN

CRESTA MAUN IS SITUATED JUST 10 KM AWAY FROM THE TOWN'S CENTER ON THE BANKS OF THE THAMALAKANE RIVER WHICH IS AT THE SOUTHERN END OF THE OKAVANGO DELTA. HOME TO SEVERAL BIRD SPECIES, IT OFFERS A TRANQUIL SETTING FROM WHICH VISITORS CAN EXPLORE THE WONDERS OF BOTSWANA.



ACTIVITIES:

- * FLYING OVER THE DELTA LEAVING FROM MAUN AIRPORT CAN BE DONE BY SMALL PLANE OR HELICOPTER AND DELIVERS THRILLING EXPERIENCES. THIS MUST BE PRE-BOOKED TO ENSURE AVAILABILITY.



NXAI PANS

NXAI PAN NATIONAL PARK IN NORTH-EASTERN BOTSWANA IS A 2,578 KM² PROTECTED AREA KNOWN FOR ITS FOSSIL PANS, GRASSLAND PLAINS, AND ACACIA WOODLANDS. DESPITE BEING LARGELY A SALT PAN, IT IS FAMOUS FOR THE ANNUAL ZEBRA MIGRATION (NOV-APRIL) AND THE HISTORIC BAINES' BAOBABS. IT OFFERS EXCEPTIONAL (OFTEN GREENER) SUMMER GAME VIEWING COMPARED TO NEIGHBORING MAKGADIKGADI. VISITORS ARE ALWAYS STRUCK BY THE IMMENSITY OF SKY AND HORIZON OF THE AREA.




ACCOMMODATION:

FLEET FOOT'S TENTED CAMPS ARE UNIQUE, AUTHENTIC CAMPS WHICH AIM TO INTRODUCE THE CLIENT TO THE TRADITIONAL WAY OF CAMPING IN TENTS, WHILE ALL MEALS ARE FRESHLY COOKED AROUND THE CAMPFIRE.

THE DOME TENTS ARE 3MX3M EACH WITH TWO STRETCHER BEDS (COT BEDS) WITH MATTRESSES AND ALL BED-LINEN. PLEASE BRING YOUR OWN TOWELS.

IN GENERAL, BOTSWANA CAMPS ARE SET UP IN THE UNFENCED WILD WHERE GAME ROAM FREELY.

PLEASE NOTE THAT NXAI PANS HAS SHARED ABLUTIONS.



ACTIVITIES:

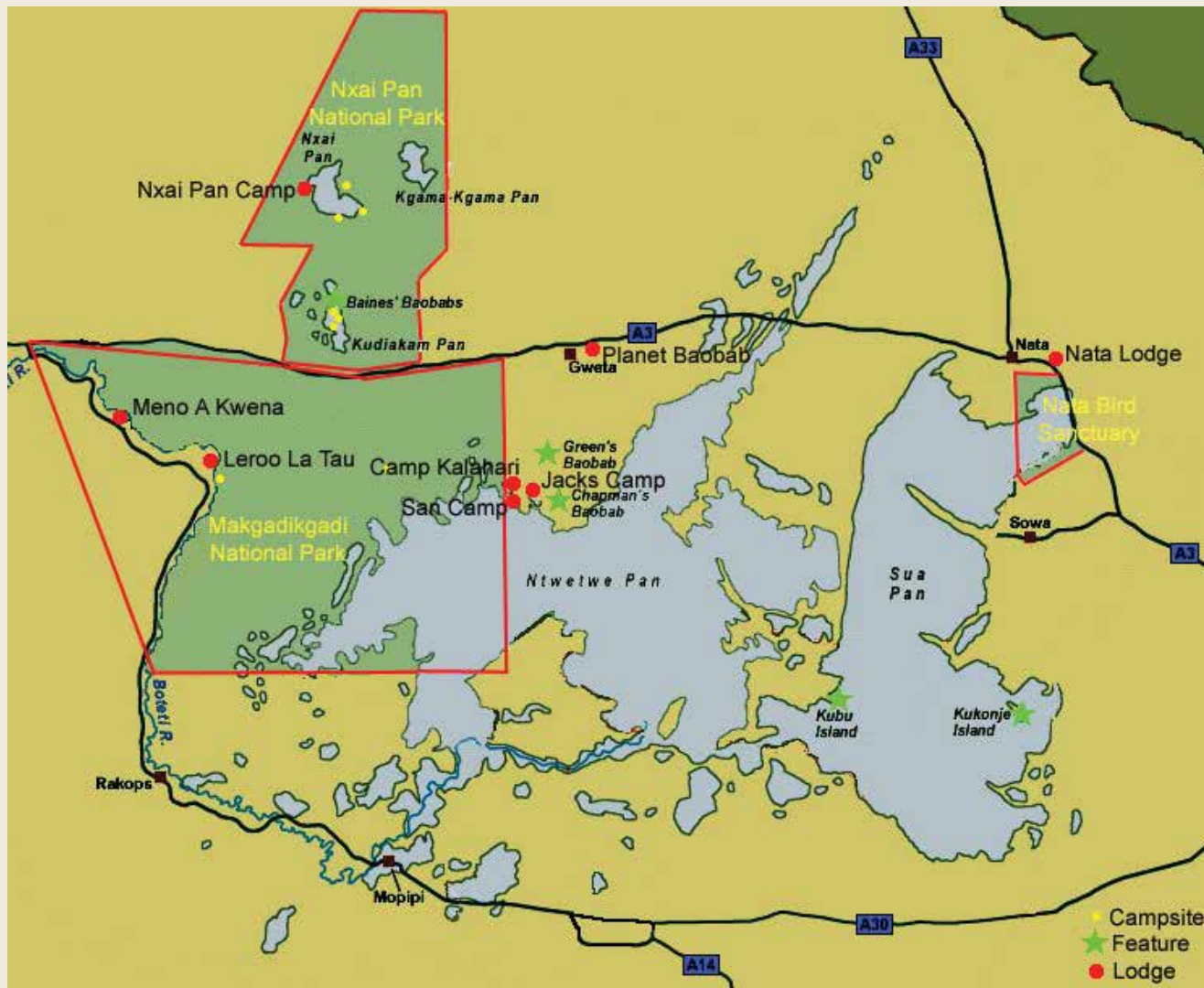
* *BAINES BAOBABS*

THESE ANCIENT BAOBABS ARE NAMED AFTER THE ARTIST AND EXPLORER THOMAS BAINES, WHO FIRST PAINTED THEM IN 1862 WHILE TRAVELLING WITH THE EXPLORER JAMES CHAPMAN IN THIS REMOTE AREA OF BOTSWANA. THE SEVEN BAOBABS ARE ALSO KNOWN BY THE NAME OF "THE SEVEN SISTERS" OR "THE SLEEPING SISTERS"

* *DAILY GAME DRIVES*



MAKGADIGADI PANS



THE MAKGADIKGADI PANS CONSTITUTE ONE OF THE WORLD'S LARGEST SALT PAN COMPLEXES, COVERING OVER 16,000 KM². THESE SALT FLATS TRANSFORM DURING THE RAINY SEASON INTO VITAL WETLANDS, PROVIDING BREEDING GROUND FOR FLAMINGOS, PELICANS, AND WADERS WHILE THE SURROUNDING GRASSLANDS ARE HOME TO ANTELOPE AND ZEBRA. KUBU ISLAND IS A ROCK ISLAND SITUATED IN SUA PAN WITH MAJESTIC BAOBAB TREES IN THE MIDDLE OF A SEA OF SALINE GROUND OFFERING STUNNING PHOTO OPPORTUNITIES.

ACCOMMODATION:

ADVENTURE CAMP OR CAMPING

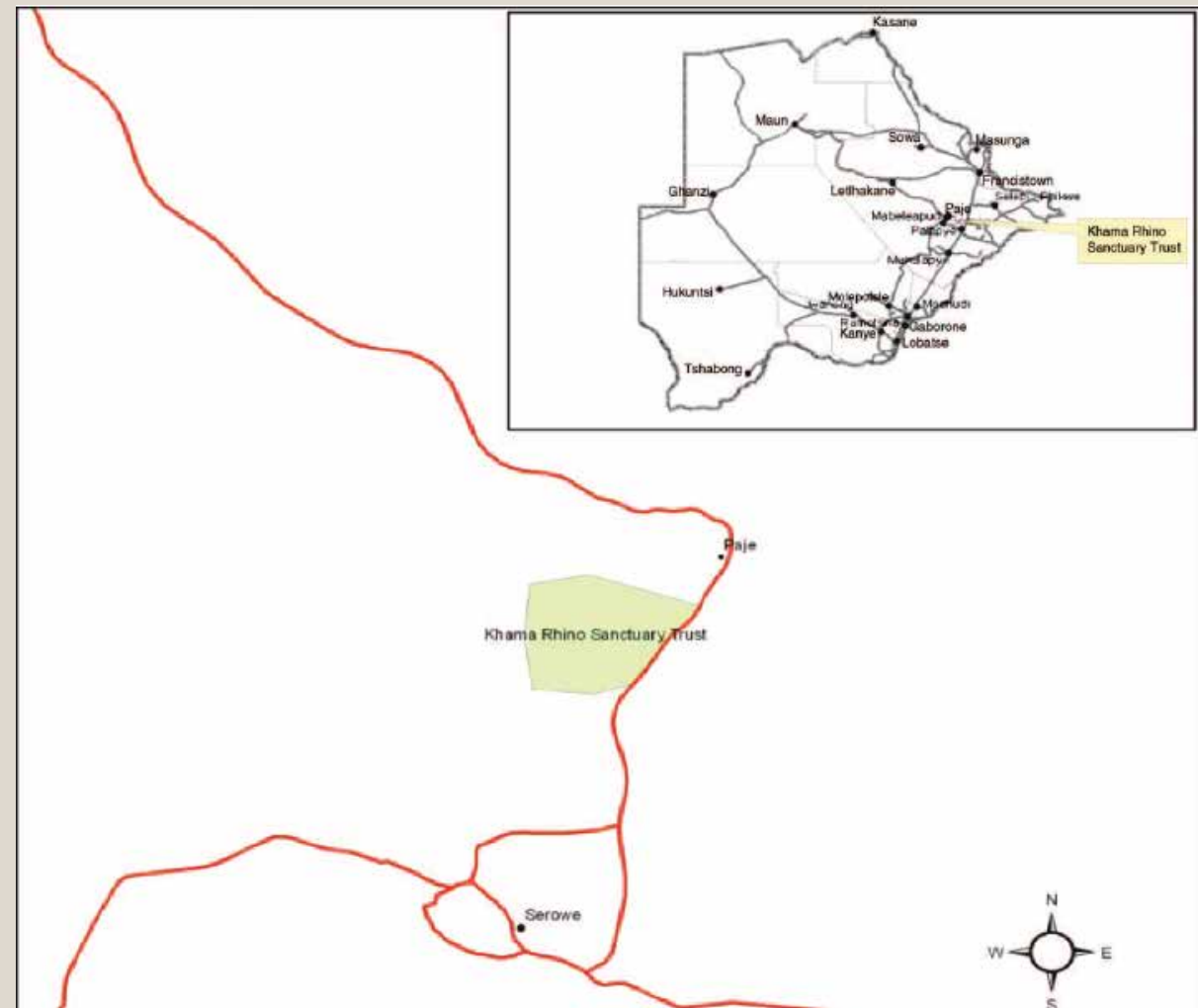
THE ADVENTURE CAMP OFFERS 10 TRADITIONAL TSWANA HUTS WITH FULL BEDDING, AND SELF-CAMPING WITH OWN EQUIPMENT. THE CAMPSITES ARE SERVICED BY AN ABLUTION BLOCK WITH FLUSHING SYSTEM TOILETS AND HOT SHOWERS EQUIPPED WITH A SOLAR HEATED GEYSER.

KGOTLA IS AVAILABLE FOR COMMUNAL BRAAI OR PICNICS. OTHER AMENITIES INCLUDE A BAR SERVING SNACKS, ALCOHOLIC AND SOFT DRINKS; A SWIMMING POOL AND ACTIVITIES SUCH AS BEACH VOLLEYBALL, QUAD BIKE RIDES, HORSE RIDING, YOGA, KUBU ISLAND GUIDED TOUR, AND SUNDOWNERS.



SEROWE – KHAMA RHINO SANCTUARY

KHAMA RHINO SANCTUARY, A COMMUNITY-BASED INITIATIVE, IS LOCATED NEAR SEROWE AND COVERS APPROXIMATELY 8,585 HECTARES OF KALAHARI SANDVELD. THE SANCTUARY PROVIDES PRIME HABITAT FOR BOTH THE WHITE AND BLACK RHINO, AS WELL AS FOR 30 OTHER ANIMAL SPECIES AND 230 SPECIES OF BIRDS. IT ALSO PROVIDES ECONOMIC BENEFITS TO THE LOCAL BOTSWANA COMMUNITY THROUGH TOURISM AND THE SUSTAINABLE USE OF NATURAL RESOURCES.



ACCOMMODATION:

SELF-CATERING EN-SUITE CHALETs.

THERE ARE EIGHT CHALETs TO CHOOSE FROM LOCATED IN DIFFERENT AREAs.

BEDDING & TOWELS, BRAAI FACILITIES, BAR FRIDGE AND ELECTRIC KETTLE ARE PROVIDED IN THE CHALETs, EXCEPT FOR THE A-FRAME CHALETs AS THERE IS NO POWER IN THOSE.

BASIC COOKING UTENSILS ARE ALSO NOT PROVIDED IN THE CHALETs AND GUESTS ARE ADVISED TO BRING THOSE ALONG.

THERE IS ALSO A RESTAURANT ON SITE WHERE MEALS CAN BE ENJOYED.





**SPECIAL MEMORIES ARE MADE ON TOUR
WITH US IN BOTSWANA**

